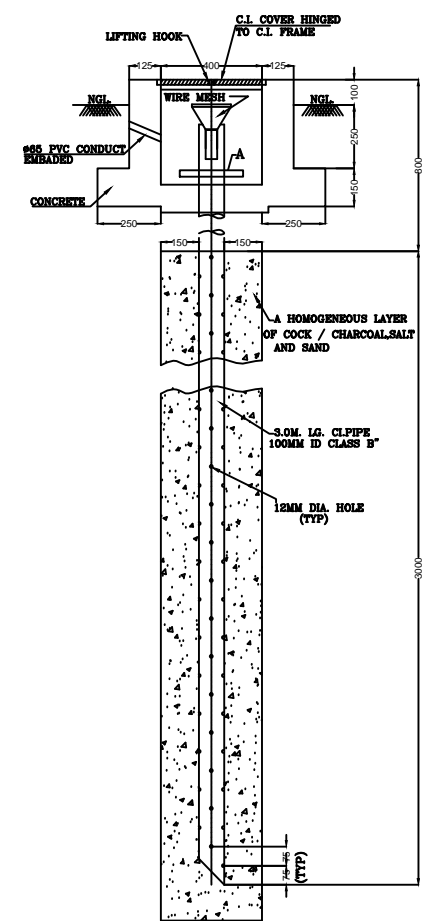
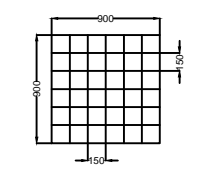


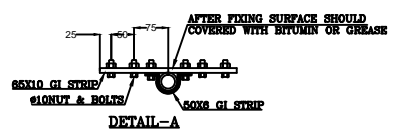
PLAN



TYPICAL EARTH ELECTRODE



AUXILIARY EARTH MAT



BILL OF QUANTITY:-

LEGEND	DESCRIPTION	REMARKS
---	65X10 GI. FLAT	MAIN EARTH GRID CONDUCTOR
---	50X8 GI. FLAT	EQP./ STRUCTURE EARTHING CONDUCTOR
---	75X10 CU.FLAT	TRAFU NEUTRAL EARTHING CONDUCTOR
■	900X900 AUXILIARY MAT	ISO.OP MECH. EARTHING MAT
⊠	3000MM LG. 100DIA CI PIPE ELECTROD AS PER	TRAFU BODY LA LIGHTING SPIKE EQP. EARTHING ELECTROD
⊠	3000MM LG. 100DIA CI PIPE ELECTROD AS PER	TRAFU NUTRAL EARTHING ELECTROD
---	75SQ.MM BRAIDED COPPER	TRAFU NUTRAL EARTHING CONDUCTOR